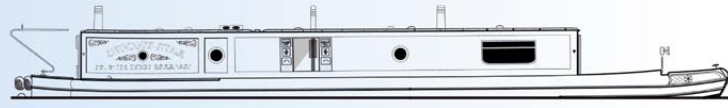




ABNB Ltd
Boat Brokerage



NARROWBOAT
FINCHER 60

Shell by Alexander Boatbuilders
Fitted out by Roger Fincher

Engine: Beta B43 diesel

Berths: 2 + 2

Length: 60ft 2in

BSS Certificate & RCD to be
issued at point of sale

Style: Trad

Year first registered: New boat

OFFERED FOR
SALE THROUGH
ABNB

PRICE:
£65,000



4 PAGE
COLOUR
BROCHURE



SUMMARY

It is not often that the opportunity to buy a new boat at such a competitive price comes along. Fitted out to a high standard on a quality Alexander shell, this boat is comprehensively equipped and the inventory even includes crockery! The shell is typically elegant and with long, clean fore and aft swims should be a joy to handle. Ample power is provided by the 43hp Beta engine. Oak panelling and oodles of contrasting mahogany trim contrive to give the cabin a reassuringly solid and cosy feeling whilst the fully tiled bathroom is bright and airy. The spacious accommodation offers a good degree of flexibility and includes an L-shaped dinette, which converts into a double bed, and a large saloon area with two easy chairs. There is also a double cross-berth which makes the most of the available space in the bedroom. Heating is by a convenient Eberspacher compact diesel boiler central heating system and a cosy multi-fuel stove in the saloon. Electrical power for the cabin and inverter comes from a bank of no less than five batteries. A brand new boat without all the hassle of having one built to order, all you need to do is think of the name - what's not to like?

FINCHER 60



ENGINE

Beta Marine B43 diesel • 4 cylinders, 43hp at 2,800rpm • Engine built by Kubota • Marineised by Beta Marine

Cooling is through a sealed skin tank

Engine control by a single lever

Instruments: Voltmeter, oil pressure gauge, temperature gauge, tachometer, hour meter

Warning lights: Two charge, oil pressure, water temperature, panel on

Fuel: Approx 40 gallons (estimated) in integral tank

STERN GEAR & TRANSMISSION

Engine flexibly mounted with Python sophisticated flexible coupling/thrust bearing/vibration damper

PRM 150 hydraulic gearbox with 2:1 reduction to 18in x 12in propeller • Weedhatch held down by quick-release bar **easily accessible** through a hinged steel lid in the aft deck • Stern tube lubrication by remote screw greaser • An electric bilge pump drains the stern tube sump

STEELWORK & STYLE

10/6/5/4 plating with flat bottom bottom

Shell in traditional style • Enhanced by scrolled fore & aft cants & handrails, stop beam • 1 set of side doors

Traditional cabin edge handrails • Raised guards round the bow • Well deck seat-lockers • Midship rope ring on cabin roof • Recessed eyes for side fenders in gunwales

(Note plating thickness cannot be measured during ABNB visits and is based on reported information)

DECKS

Well deck and aft deck are of steel and are self-draining

Well & aft decks have matting

Gunwales & cabin roof are finished with slip-resistant surfaces

TRAD FITTINGS

Traditional fittings include: A glazed, decorated cratch board and fitted cover with zips

Brasswork: Chimney bands, portholes, tiller & pin, mushroom vents, navigation lights

ELECTRIC SUPPLY

Twin alternators: 12V 45A alternator charges 1 x 110Ah engine battery • 12V 175A alternator charges 5 x 110Ah cabin batteries • Charging also from a Sterling 80A marine charger/inverter when landline is connected

The cabin 12V system is protected by **circuit breakers** in a labelled, switched panel

230V circuit installed with one landline connection

Independent onboard 230V power from batteries via Sterling 2.5KW pure sine wave inverter/charger which automatically switches to charger mode with 230V supply connected

A **galvanic isolator** is fitted to inhibit possible hull corrosion from the 230V earth bonding

Protected by consumer unit with residual current device (RCD) and MCB overcurrent protection

ELECTRIC FITTINGS

Lights 12V: 11 brass deckhead tungsten lights (remotely switched), 7 brass recessed halogen downlighters, weatherproof light in cratch

Power sockets:
12V: 0
230V: 9

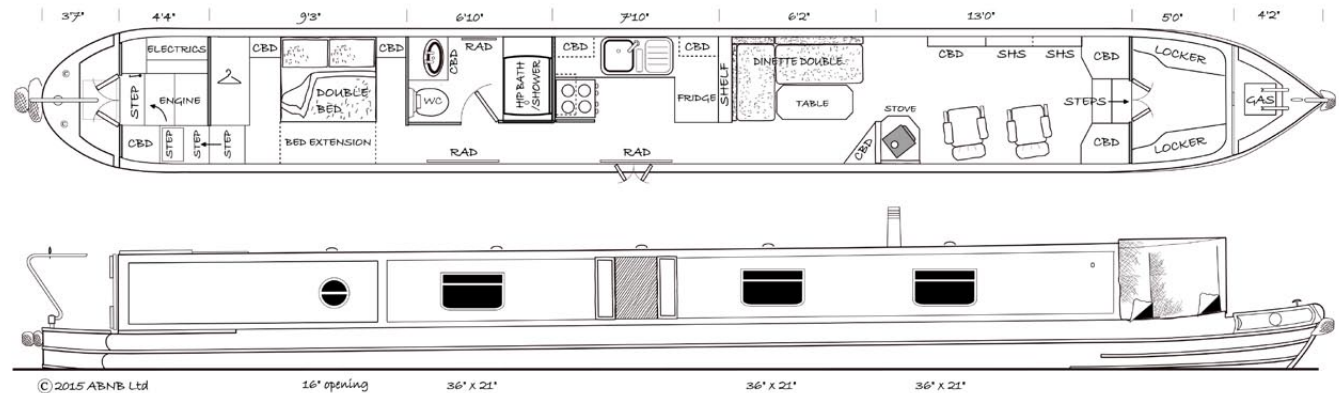
Maxview TV aerial to internal Maxview signal booster with two aerial sockets

WINDOWS & DOORS

7 aluminium framed **windows**, 36in wide x 21in deep, all with top drop-back hopper panels • 2 x 16in diameter opening **portholes** • Frames and portholes are gold-anodised

The forward bulkhead carries steel-skinned doors with interior timber linings

Aft & side doors are of steel with timber linings



FINCHER 60

BATHROOM

Fully tiled

Hip bath 46in x 28in with curtain, shower over & tiled surround

Washbasin set in vanity unit

Thetford C200CS cassette wc with swivel seat and press-button flush



CABIN HEATING

Morsø Squirrel 4.5kW solid fuel stove, set in tiled fireplace

Eberspächer 4kW compact diesel boiler, controlled by digital timer, runs 3 radiators, 2 with thermostatic valves

Boiler supplied from 15 gallons (approx) integral diesel wing tanks under aft deck

WATER HEATING

12 gallons (approx) lagged calorifier heated by engine and central heating boiler and 230V immersion heater



FURNISHINGS

Dinette upholstery is green dralon-type piped fabric

Curtains are light green, lined & hung on brass rods with brass retainers

Floor is fitted with beige speckled carpet in the saloon, dinette and bedroom • Light marble effect vinyl in the galley and bathroom

BEHIND THE LININGS

Ballast: The underfloor space contains engineering brick ballast laid on the waxoiled bottom plate and a membrane

Insulation: The cabin is insulated by rockwool behind all external linings (except underfloor)

SLEEPING

4 berths in 2 cabins, consisting of:

6ft 0in x 4ft 4in permanent **double crossbed** (or can be altered by builder to be a lengthways bed)

6ft 4in x 4ft 0in **double** on L-shaped dinette

WATER SYSTEM

150 gallons (approx) **stainless steel** water tank

Automatic water pump

H&C supply resin sink & drainer unit in galley & to bathroom

SEATING & EATING

Built-in 4 seater L-shape settee dinette

2 free-standing armchairs with green upholstery

Eating at convertible table with 2 Desmo legs on L-shaped dinette

ALARMS

Carbon monoxide, smoke

GAS SYSTEM

2 x 13kg propane gas cylinders • Manual changeover with two pigtailed

COOKER & FRIDGE

Stoves 500DIT 10.3kW **drop-in cooker** with glass lid, spark ignition and flame failure protection

Inlander 4cu ft 12V **fridge**

STORAGE

	Drawers	Cupboards	Shelves
Saloon/dinette	-	3	10
Galley	1	4	1*
Bathroom	-	1	1
Bedroom	-	3**	2
Aft cabin	-	1	-

* Plate-rack over cooker

** Incl wardrobe

Also storage under bed & dinette • Utility storage under steps in aft cabin & in well deck lockers



DIMENSIONS

Overall length: 60ft 2in

Foredeck: 4ft 2in

Well deck: 5ft 0in

Overall cabin length: 47ft 5in
consisting of

Saloon: 13ft 0in

Dinette: 6ft 2in

Galley: 7ft 10in

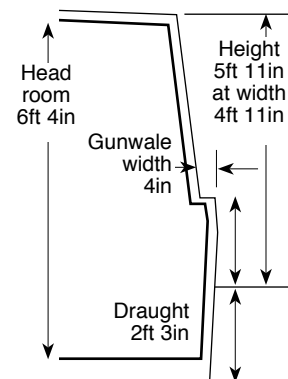
Bathroom: 6ft 10in

Bedroom: 9ft 3in

Aft cabin: 4ft 4in

Aft deck: 3ft 7in

Max air draught 6ft 1in



This brochure & specification design is the property of and

©2015 **ABNB LTD**

Ref: 2781/0419/J

FINCHER 60

INVENTORY

On-deck items include: Tunnel light, horn, navigation lights, lifebuoy
• Fenders: Bow vee, aft tipcat & button, side fenders • Pole, hook, two planks on wooden racks

A cabin inventory list will be available when viewing.

MAINTENANCE HISTORY

Engine: New

Hull: Blacked during building & fitted with 4 magnesium sacrificial anodes.

OWNERSHIP HISTORY

New boat.

WARRANTY

Fincher 60 is sold as a new boat, supported by warranty subject to the following terms:

The vendor will provide a warranty for the boat and its parts for 12 months from the completion of purchase. The warranty will cover parts and labour, and will include travelling anywhere on the English and Welsh inland waterways for the first 3 months. For the other 9 months, warranty repairs and replacements will be provided at the vendor's address. The warranty is for the boat in private use under the direct control of the purchaser on UK inland waterways. The warranty will not cover fair wear & tear, or faults caused by misuse, neglect or tampering. Repairs or parts to be provided by a third party and reclaimed under warranty must be approved by the vendor before being supplied


CERTIFICATION

A BSS Certificate and Declaration of Conformity to the EU Recreational Craft Directive will be issued at point of sale.

LOCATION

ABNB at Crick – 1 mile from M1 J18. Please phone before visiting to ensure this boat is still available.

Appointments to view strictly through ABNB.



PLEASE NOTE: This is sales information and not a survey report; providing content details only. The specification in these pages is based on ABNB's visit to the boat and on information given by the owner. This is to help you decide whether to investigate the boat further, be it by surveyor or otherwise. The information here is given in good faith but no description, statement, promise of work to be done, or suggestion for future use, constitutes an offer.