




ABNB Ltd
Boat Brokerage



NARROWBOAT
TARA

Shell by Jonathan Wilson
Fitted out by Louis & Joshua
Boat Builders

Length: 56ft 10in
Style: Trad
Year first registered: 2004

Engine: Beta B43 diesel
Berths: 2+4
Registration no: CRT 510799

CIN: GB LJB57052E404
BSS Certificate to 2018
RCD issued 2004



OFFERED FOR
SALE THROUGH
ABNB

PRICE:
£56,000



4 PAGE
COLOUR
BROCHURE



SUMMARY

Built by the renowned Jonathan Wilson and fitted out by Louis & Joshua Boat Builders, *Tara* has a versatile cabin layout which can accommodate up to six people. In addition to the fixed double berth, the dinette and L-shaped sofa both convert into doubles making it ideal for cruising as a couple or with family and friends. The cratch cover with ventilation panels are designed so that pets can be left in comfort in the cratch area even when the side flaps are closed. Another unusual feature is that the flushing water for the macerator toilet is supplied from a separate water tank under the double bed. This clever idea reduces the demand on the main water tank and helps keep the boat level as the toilet tank fills. All-year comfort is assured by a Bubble solid fuel stove and a convenient diesel-fired central heating system. With a 3.5kW generator on the Beta engine and a 1.6kW inverter/charger, electrical power should be plentiful and will enable you to enjoy the benefit of the television with self-seeking satellite dish to its full potential.

TARA



ENGINE

Beta B43 (BV1903) diesel
 • 4 cylinders, 43hp at 2,800rpm
 • Engine built by Kubota
 • Marineised by Beta Marine

Cooling is through a sealed skin tank

Engine control by a single lever

Instruments: Voltmeter, oil pressure gauge, temperature gauge & tachometer

Warning lights: 2 charge, oil pressure & temperature

Fuel: Approx 45 gallons in integral tank

GENERATOR

Electrolux Travepower **3.5kW engine driven generator** provides 230V power at variable rpm

STERN GEAR & TRANSMISSION

Engine flexibly mounted with Centaflex coupling • **Transmission** by PRM 150 mechanical gearbox with 2:1 reduction

Weedhatch held down by quick-release bar and easily accessed through a hinged steel hatch in the aft deck • Stern tube lubricated by remote screw greaser • An automatic electric bilge pump drains the stern tube sump

STEELWORK & STYLE

10/6/4 plating with flat bottom

Shell in traditional style

- Traditional cabin-edge handrails
- Scrolled cants forward & plain cants aft
- Midship rope ring on cabin roof
- Raised guards around the bow
- Recessed eyes for side fenders in gunwale

(Note plating thickness cannot be measured during ABNB visits and is based on reported information)

ELECTRIC SUPPLY

Twin alternators: **12V 65A** alternator charges 1 x 77Ah (780 Cold Cranking Amps) maintenance free engine battery
 • **12V 150A** alternator charges 4 x 110Ah cabin batteries

Charging to cabin batteries also by **Victron 70A inverter/charger** in multi-stage automatic operation when 230V supply connected

The cabin **12V** system is protected by **circuit breakers** in a switched panel with analogue voltmeter

230V circuit installed with one landline connection
 • **Independent onboard 230V power** from batteries via **Victron 1.6kW pure sine wave inverter/charger** • **Independent onboard 230V power** also from **Electrolux Travepower 3.5kW engine driven generator** • Manual selector switch ensures that only one 230V power source is used at any one time

A **galvanic isolator** is fitted to inhibit possible hull corrosion from the 230V earth bonding

Protected by earth leakage & overcurrent RCBO

ELECTRIC FITTINGS

Lights 12V: 1 halogen downlighter, 18 LED downlighters, 1 surface-mounted fluorescent light, 1 brass bedhead halogen light, 1 spotlight, vanity lights, galley cupboard lights

Power sockets:
12V: 4
230V: 13 (+ 1 shaver socket)

Autosat self-seeking **satellite** receiver dish • 12V 23in **Enox TV & DVD** • Masterplug signal booster to Necvox omni directional aerial

12V Blaupunkt **stereo radio/ CD player** & 4 speakers, 2 in saloon, 2 in bedroom • DAB aerial

1 extractor fan to shower room

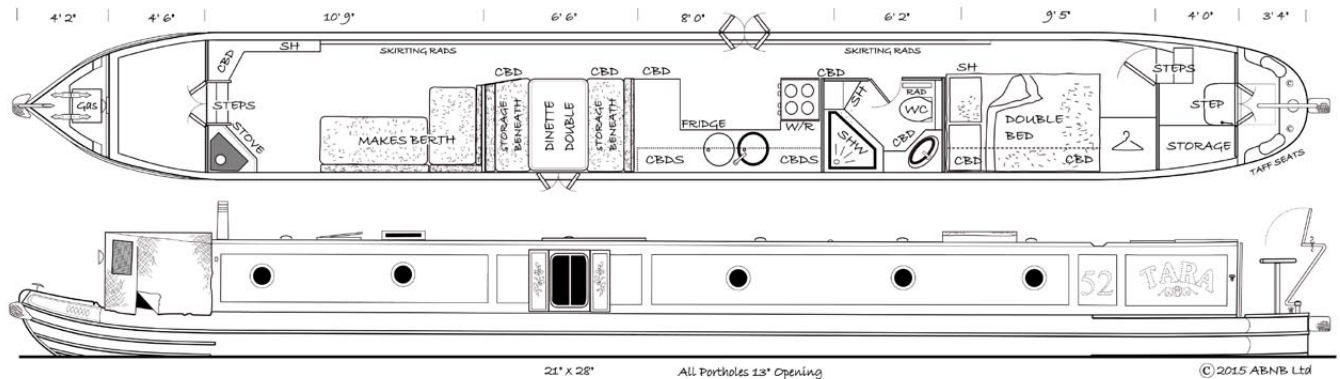
WINDOWS & DOORS

10 x 13in diameter **brass portholes**, all of which open

Two sets of side doors, one with aluminium framed **window**, 21in deep x 28in wide with slider
 • The frame is gold anodised

One **dog box** on the cabin roof

The forward bulkhead carries steel skinned glazed doors with timber linings • Aft & side doors are of steel with decoratively carved timber linings • Inner glazed doors for starboard side doors



DECKS

Forward well deck & aft deck are of **steel** and are **self-draining** • Well & aft decks have Dri-dek matting

Well deck has custom built timber enclosure with gates (added security for pets and children)

Gunwales are finished with slip-resistant surfaces

TRAD FITTINGS

Traditional fittings include: A dog box on roof

Cratch: A glazed softwood board with raised top plank • Fitted with acrylic cover with zips & ventilation panels

Brasswork: Portholes, hinged tiller & pin, mushroom vents & forward navigation lights

Chromework: Tunnel light

2 fixed brass stirrup steps (which make climbing onto the cabin roof easier)

Steerer sits on two taff seats



TARA

SHOWER ROOM

Quadrant shower
34in x 32in in laminated cubicle with acrylic screen • **Washbasin** in vanity unit

Sani Marin **macerator flush pump-out wc** to remote 70 gallon (approx) mild steel tank with odour filter & 40 gallon (approx) stainless steel tank for flushing water



CABIN HEATING

Bubble 5kW **solid fuel stove**, set in decoratively tiled fireplace • Webasto Thermo Top C 5.2kW **compact diesel boiler**, controlled by mini programmer, runs 1 panel rad & 1 long fin skirting rad • 1 rad with thermostatic valve

ALARMS

Carbon monoxide, Kidde smoke alarm

FURNISHINGS

Sofa bed upholstery is plush Bournville
Dinette upholstery is red/brown floral pattern
Curtains are lined & are hung on brass rods also included are porthole net covers (removable) and net curtains for hatches and shower room
Floor is fitted with solid dark mahogany boarding in the galley, dinette & saloon • Vinyl in the shower room • Carpet in the passage & bedroom

BEHIND THE LININGS

Ballast: The underfloor space contains concrete slab ballast
Insulation: The cabin is insulated by **sprayed polyurethane (pu) foam** behind all external linings (except underfloor) • Sprayed pu foam is widely recognised as the most thermally efficient form of insulation available for narrowboats • It is the only type that also acts as a vapour barrier

SLEEPING

6 berths in 2 cabins, consisting of:

6ft 5in x 4ft 6in **permanent double** with interior-sprung mattress

6ft 0in x 3ft 10in **double** on L-shaped bed-settee

6ft 2in x 3ft 11in tapering to 3ft 7in **double** on raised Pullman dinette



WATER SYSTEM

140 gallons (approx) **stainless steel** water tank

Automatic water pump, Pozzani water filter and tap fitted

H&C supply to stainless steel sink and drainer unit in galley and to

GAS SYSTEM

2 x 13kg propane gas cylinders • Manual changeover with single pigtail

SEATING & EATING

Freestanding 4 seater L-shaped sofa bed

Eating at convertible **table** on raised Pullman (to give a better view out whilst eating)

WATER HEATING

12 galls (approx) lagged **calorifier** heated by engine, central heating boiler & 230V 1kW immersion heater

FITTING-OUT

Professional fitout to good standard by Louis & Joshua with plenty of storage space.

Linings: Hull, cabin sides and headlining (ceiling) lined in light oak with matching light oak trim • Bulkheads (walls) in light oak

Furniture: Galley furniture is based on ready-made units • Galley and shower room worktops are laminate with hardwood edge

Other furniture is custom built light oak • All doors are flat panel oak faced mdf

FINISHES

Hull: Below top rubbing strake coated with Comastic vinyl tar • Hull sides above top rubbing strake coated in black enamel

Superstructure: Cabin sides painted blue with light cream framing, blue aft name panel & red coachlines with square corners • Handrails are red

Traditional decoration: Cabin sides carry traditional signwriting & scrolls • Diamonds on aft hatch & around mushroom vents on cabin roof • Bow carries sun & moon with diamonds either side of the stem post, counter carries light cream over red panels

COOKER & FRIDGE

Stoves 500DIT 10.3kW **drop-in cooker** with glass lid • 4 burners, grill with door front & separate oven • Flame failure protection & spark ignition

800W Samsung **microwave**

4cu ft 230V **fridge** with freezer compartment

STORAGE

	Drawers	Cupboards	Shelves
Saloon	-	1	3
Dinette	2	1	-
Galley	1	8	-
Shower room	-	2	4
Bedroom	2	5*	-
Aft cabin	-	-	3

* Incl wardrobe; Also storage under dinette seats & under dinette plinth • Utility storage in aft steps • Wine rack in galley • Storage box on cabin roof



WASHING

230V Twin tub **washing machine**
Dri-Buddy electric clothes dryer

DIMENSIONS

Overall length: 56ft 10in

Foredeck: 4ft 2in

Forward well deck: 4ft 6in

Overall cabin length: 44ft 10in

consisting of

Saloon: 10ft 9in

Dinette: 6ft 6in

Galley: 8ft 0in

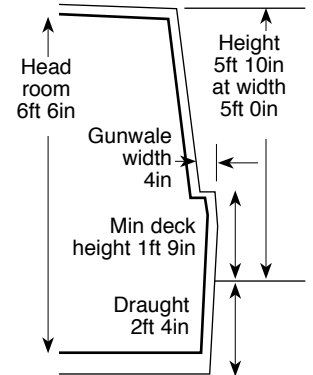
Shower room: 6ft 2in

Bedroom: 9ft 5in

Aft cabin: 4ft 0in

Aft deck: 3ft 4in

Max air draught 6ft 7in



This brochure & specification design is the property of and

©2015 **ABNB LTD**

Ref: 2806/0619/P

TARA

INVENTORY

On-deck items include: Chrome tunnel light, navigation lights, horn, lifebuoy, life jackets • Fenders: Bow button vee, counter two buttons, side fenders • Pole, aluminium ladder plank & two hooks on rack • Storage box on cabin roof

A cabin inventory list will be available when viewing.

CERTIFICATION

A BSS Certificate issued by Craig Allen expires on 01/04/2018. A Declaration of Conformity to the EU Recreational Craft Directive was issued by Louis & Joshua Boat Builders on 22/07/2004.

OWNERSHIP HISTORY

Two private owners from new. Selling due to change in circumstances.

MAINTENANCE HISTORY

Engine: Serviced every year with last service in May 2015. Running hours recorded at ABNB visit: 1,616.

Hull: The boat was last blacked (Comastic) in May 2015. It is fitted with 6 magnesium sacrificial anodes. Survey report by Craig Allen dated 2014 available to read in the ABNB office.

Superstructure: The superstructure was repainted in 2009 by Vimark at Swanley Bridge Marina.

LOCATION

ABNB at Crick – 1 mile from M1 J18. Please phone before visiting to ensure this boat is still available.

Appointments to view strictly through ABNB.

