




ABNB Ltd
Boat Brokerage



NARROWBOAT
AVOCET

Shell by CPL Fabrications
Fitted out by Northwich Boat Co

Engine: Beta B38 diesel
Berths: 2+2

Length: 57ft 2in
Style: Semi-trad

Registration no: CRT 513351
CIN: GB CCL57021J505
BSS Certificate to 2017
RCD issued 2005

Year first registered: 2005

OFFERED FOR
SALE THROUGH
ABNB

PRICE:
£55,500



4 PAGE
COLOUR
BROCHURE



SUMMARY

Wow! What a lovely, bright and cheerful cosy boat was the first impression on entering *Avocet* on the day of ABNB's visit. At present *Avocet's* gleaming cabin paintwork carries no signwriting or other embellishments, but on board is a full set of signwriting stencils along with self adhesive roses and castles, if the new owner wants to keep the boat with her original name. Interior layout is in the ever popular, classic floating country cottage design, with accommodation for up to four. The combined saloon/dinette, at 18ft in length, forward of the open plan galley, gives a very spacious feel with ample room for the two free-standing chairs along with the L-shape settee. Programmable central heating accompanying the solid fuel stove will keep the cabin warm, allowing the cruising season to be extended. When you can tear yourself away to spend some time ashore or when *Avocet* is left on her home mooring, the semi-trad deck can be protected by a fitted tonneau cover. *Avocet* has been in present ownership since May 2013 and during that time the owners have worked tirelessly to bring her up to the standard that she is today and she now needs someone who can cherish her as much.

AVOCET



ENGINE

Beta Marine B38 diesel • 4 cylinders, 37.5hp at 3,000rpm • Engine built by Kubota • Marinised by Beta Marine

Cooling is through a sealed skin tank

Engine control by a single lever • Engine under decking

Ventilation is assisted by hull side vent

Instruments: Tachometer, hour meter

Warning lights: Two charge, oil pressure, water temperature

Fuel: Approx 35 gallons in integral tank

STERN GEAR & TRANSMISSION

Engine flexibly mounted with solid coupling

PRM 120D mechanical gearbox • With 2:1 reduction to 17in x 12in propeller

Weedhatch held down by quick-release bar **easily accessible** through a hinged steel lid in the aft deck

Maintenance free stern tube lubricated by water

An automatic electric bilge pump drains the stern tube sump

STEELWORK & STYLE

10/6/5/4 plating with flat bottom

Shell in semi-traditional style

Traditional cabin edge handrails and deck edge cants • Raised guards round the bow • Aft semi-trad deck seat-lockers • Midship rope ring on cabin roof • Raised eyes for side fenders on gunwales

(Note plating thickness cannot be measured during ABNB visits and is based on reported information)

DECKS

Well deck and aft deck are of steel and are self-draining
 • Access to the engine compartment is through ply panel, which sits on self-draining bearers in the semi-trad deck
 • Semi-trad deck is protected by fitted vinyl cover when not in use
 Well & aft decks have rubber matting

Gunwales, well deck, forward & aft cants are finished with slip-resistant surfaces

TRAD FITTINGS

Brasswork: Tiller & pin, mushroom vents, fairleads, pole & plank rack (over painted)

ELECTRIC SUPPLY

Twin alternators: 12V 70A alternator charges 1 x 110Ah engine battery • 12V 95A alternator charges 3 x 110Ah cabin batteries • Charging also from Power Master 25A marine charger in multi-stage automatic operation when landline connected

The cabin 12V system is protected by **circuit breakers** in a labelled, switched panel with analogue voltmeter

230V circuit installed with one landline connection
 • **Independent onboard 230V power** from batteries via Power Master 1.8kW pure sine wave inverter • Automatic switching between landline and inverter • Protected by RCD's (residual current devices) and overload circuit breaker

ELECTRIC FITTINGS

Lights 12V: 9 brass rimmed tungsten deckhead lights, 2 brass bedhead lights, 1 shower light

Power sockets:
 12V: 1
 230V: 8

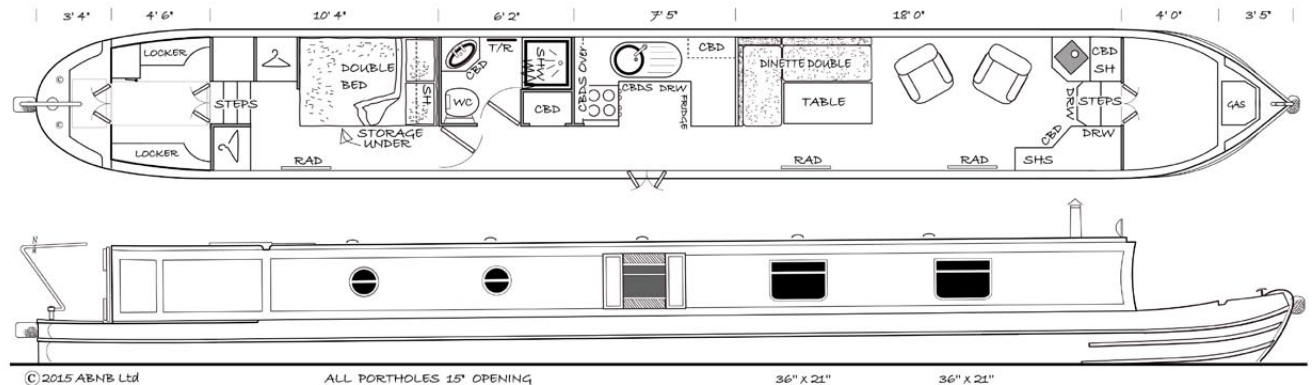
12V extractor fan with light: 1

External TV aerial socket to internal socket • FM aerial • JVC stereo radio/CD player with 4 speakers, 2 in saloon, 2 in bedroom

WINDOWS & DOORS

5 aluminium framed **windows**, 36in wide x 21in deep, all with top drop-back hopper panels • 4 x 15in diameter aluminium framed **portholes**, all of which open • All frames are gold anodised

The forward bulkhead carries steel-skinned, glazed doors with interior timber linings • Aft & side doors are of steel with timber linings • Aft semi-trad deck doors are of steel traditionally panelled • One set of side doors



AVOCET

SHOWER ROOM

Shower 28in x 28in in laminated cubicle with curtain

Washbasin set in vanity unit

Thetford C200CS cassette wc with swivel seat and press-button flush • Spare cassette carried



CABIN HEATING

Aarrow Acorn 4kW solid fuel stove, set in decoratively tiled fireplace

Mikuni MX40 4.8kW compact diesel boiler, controlled by on off switch & programmer, runs 3 panel radiators & 1 towel rail

WATER HEATING

12 gallons (approx) lagged calorifier heated by engine and central heating boiler



FURNISHINGS

Dinette upholstery is red cotton piped

Curtains are cream, floral print brocade, lined & hung on brass rods with brass retainers

Floor is fitted with brown carpet in saloon & bedroom • Softwood boarding in galley • Vinyl in shower room

BEHIND THE LININGS

Ballast: The underfloor space probably contains concrete slab ballast

Insulation: The cabin is insulated by sprayed polyurethane (pu) foam behind all external linings (except underfloor) • Sprayed pu foam is widely recognised as the most thermally efficient form of insulation available for narrowboats • It is the only type that also acts as a vapour barrier

SLEEPING

4 berths in 2 cabins, consisting of:

6ft 3in x 4ft 0in permanent double with interior-sprung mattress & foam topper

6ft 2in x 4ft 0in double on extending L-shape dinette

WATER SYSTEM

100 gallons (approx) stainless steel water tank

Automatic water pump

H&C supply to stainless steel sink & drainer unit in galley & to shower room

GAS SYSTEM

2 x 13kg propane gas cylinders

Manual changeover with single pigtail

ALARMS

2 carbon monoxide, 1 smoke

COOKER & FRIDGE

Stoves 500DIT 10.3kW drop-in cooker with glass lid • 4 burners, grill with door front & separate oven • Flame failure protection & spark ignition

Lec 4cu ft 12V fridge

SEATING & EATING

2 freestanding charcoal grey chairs

Built-in 4 seater L-shape settee in saloon

Eating at convertible free-standing folding table on L-shape dinette

STORAGE

	Drawers	Cupboards	Shelves
Saloon	2	2	4
Galley	1	4	1
Shower room	-	1	-
Bedroom	-	2*	1
Passageway	-	1	-

* Incl 2 wardrobes;

Also storage under berths, in forward & aft steps • Utility storage in semi-trad deck seat lockers

FITTING-OUT

Professional fitout entirely in oak with new curtains and cushions in 2015.

Linings: Headlining (ceiling), cabin & hull sides lined in oak panels • Bulkheads (partitions) in oak panels

Furniture: All furniture is custom built oak • Doors are oak framed with recessed oak flat panels • Two doors are oak framed & glazed • Privacy doors are oak flat panel • Galley & shower room worktops are of timber edged laminate • Galley splashbacks are tiled

There are slight signs of water damage on cabin side

FINISHES

Hull: Lower hull sides coated with bitumen paint • Hull sides above top rubbing strake finished in black enamel

Superstructure: Cabin sides painted dark blue with burgundy inner panels & cream coachlines • Cabin roof is dark blue with raddle red inner panels • Handrails are burgundy

Traditional decoration: Bow carries blue panels either side of stem post, counter carries cream over red panels



DIMENSIONS

Overall length: 57ft 2in

Foredeck: 3ft 5in

Well deck: 4ft 0in

Overall cabin length: 41ft 11in consisting of

Saloon: 18ft 0in

Galley: 7ft 5in

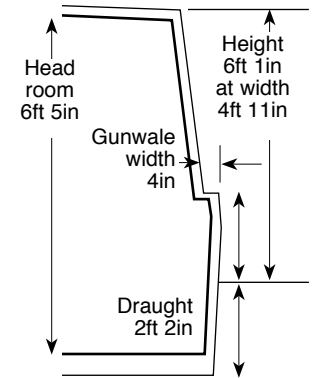
Shower room: 6ft 2in

Bedroom: 10ft 4in

Semi-trad deck: 4ft 6in

Aft deck: 3ft 4in

Max air draught 7ft 1in



This brochure & specification design is the property of and

©2015 **ABNB LTD**

Ref: 2846/0819/N

AVOCET

INVENTORY

On-deck items include: Tunnel light, horn, lifebuoy • Fenders: Bow button, aft double button, side fenders • Pole, hook & plank on brass rack, mooring spikes, windlasses and hammer • Anchor & chain

A cabin inventory list will be available when viewing.

CERTIFICATION

A BSS Certificate issued by Clive Penny expires on 12/05/2017.

A Declaration of Conformity to the EU Recreational Craft Directive was issued by A Chalmers on 01/11/2005.

OWNERSHIP HISTORY

Two private owners from new.
Selling due to deteriorating health.

MAINTENANCE HISTORY

Engine: Last professional service November 2014. Running hours recorded at ABNB visit: Gauge inoperative.

Hull: The boat was last blacked in September 2013 and is fitted with 4 magnesium sacrificial anodes, which were replaced in 2013.

LOCATION

ABNB at Crick – 1 mile from M1 J18. Please phone before visiting to ensure this boat is still available.

Appointments to view strictly through ABNB.

