

NARROWBOAT
YOUR BOAT

Shell by Narrowboats of Stafford
Fitted out by Dursley & Hurst Ltd

Engine: Vetus M4.15
Berths: 2 + 2

Length: 53ft 2in
Style: Cruiser

Registration no: CRT 518916
CIN: GB/DAH/C/01/B/10
BSS Certificate to 2017
RCD issued 2010

Year first registered: 2010



OFFERED FOR
SALE THROUGH
ABNB

PRICE:
£



4 PAGE
COLOUR
BROCHURE



SUMMARY

Still in her relative infancy, this boat has and could continue to make a brilliant starter boat for short holidays or extended cruises. She is still smarting very tidy paintwork & benefits from routine service and maintenance work to the Vetus engine, and elsewhere whenever necessary. In addition, the hull benefits from epoxy-blacked paintwork, for better corrosion resistance. Distinctive due to her square (rather than the more conventional curved) cruiser deck providing a larger than average engine bay, plenty of deck space whilst cruising, and wind dodger extra safety for those small dogs or children. Entering into the cabin from the cruiser deck you will find the ample galley space (as she is a reverse layout) with plenty of storage & worktop space. Next we have a half dinette, raised and adjacent to the side doors (great for sunny days) & Becton solid fuel stove in the saloon backed-up by the Webasto compact diesel boiler to radiators. Good headroom and long sofa bed to match, are an added feature for this tidy boat.

YOUR BOAT



ENGINE

Vetus M4.15 diesel • 4 cylinders, 1.5 litres, 33hp at 3,000rpm
 • Engine built by Mitsubishi • Marinised by Vetus
Cooling is through a sealed skin tank
Engine control by a single lever
Ventilation is assisted by two hull side vents
Instruments: Tachometer, hour meter
Fuel: 75 gallons in integral tank

STERN GEAR & TRANSMISSION

Engine flexibly mounted with Centaflex semi-flexible coupling
Technodrive TMC60 mechanical gearbox with 2:1 reduction
 Weedhatch held down by quick-release bar **easily accessible** through a ply panel in the cruiser deck
 Stern tube lubrication by remote screw greaser
 • An electric bilge pump drains the stern tube sump

STEELWORK & STYLE

10/6/5/4 plating with flat bottom
Shell in a cruiser style
 Raised handrails, inset from the cabin edge
 • Forward deck edge cants • Raised guard around the bow • Integral pole & plank rack on cabin roof • Forward well deck seat lockers • Midship rope ring on cabin roof • Raised eyes for side fenders in the gunwale edge

(Note plating thickness cannot be measured during ABNB visits and is based on reported information)

DECKS

Well deck is of steel and is self-draining • Access to the engine compartment is through ply panels, which sit on self-draining bearers in the cruiser deck
 • Fitted vinyl **wind dodger** around the taffrail • Well & cruiser decks are protected by fitted vinyl **tonneau cover** when not in use
 Gunwales, roof, cruiser & well decks are finished with slip resistant surfaces

ELECTRIC FITTINGS

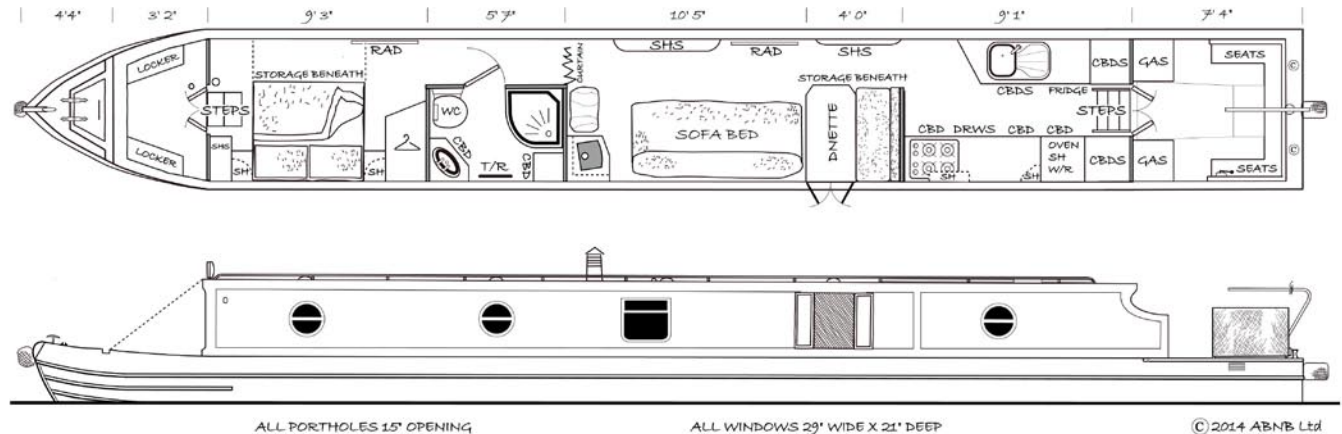
Lights 12V: 4 brass wall lamps, 7 round brass LED ceiling lights, 2 freestanding brass table lamps
Power sockets: 230V: 7
 1 internal TV aerial socket with 1 external socket • Labgear signal booster to demountable directional aerial on mast • 230V Toshiba 19in **TV/DVD player**

WINDOWS & DOORS

4 x aluminium framed **windows**, all 21in deep x 29in wide, with drop-back hopper panels • 5 x 15in diameter **portholes**, all of which open • All frames are gold anodised
 The forward bulkhead carries glazed, steel-skinned doors with timber linings • Aft & side doors are of steel with timber linings • Removable clear panel for side doors

ELECTRIC SUPPLY

12V 110A engine alternator charges 1 x 110Ah engine battery & 4 x 110Ah cabin batteries • Charging also by **70A Sterling Pro Combi S inverter/charger** in multi-stage automatic operation when landline connected • Engine & cabin batteries are separated by a selective switch to avoid flattening the engine battery
 The **12V** cabin system is protected by **circuit breakers** in a labelled, switched panel
230V circuit installed with landline connection • **Independent onboard 230V power** from batteries via **2.1kW pure sine wave inverter/charger** • The inverter automatically ensures that only one 230V power source is used at any one time • A **galvanic isolator** is fitted to inhibit possible hull corrosion from the 230V earth bonding
 Protected by RCD (residual current device) and overload circuit breakers



DECK FITTINGS

Brasswork: Tiller & pin, mushroom vents, chimney bands, fairleads, tunnel light & navigation lights



YOUR BOAT

SHOWER ROOM

Shower 29in x 29in in laminated cubicle with sliding aluminium/glass doors

Washbasin set in vanity unit

Thetford C200CS cassette wc with swivel seat and press-button flush



CABIN HEATING

Firefox 4kW solid-fuel stove, set in decoratively tiled fireplace

Webasto Thermo Top E 4.2kW compact diesel boiler, controlled by Heatmiser 7 day timer, runs two large & one small panel radiators with thermostatic valves, plus one towel rail

WATER HEATING

11 galls (approx) lagged calorifier heated by engine & central heating boiler



WATER SYSTEM

SLEEPING

4 berths, in 2 cabins, consisting of:

5ft 9in x 4ft 7in permanent double crossbed with interior sprung mattress

6ft 9in x 4ft 10in double on sofa bed

100 gallons (approx) stainless steel water tank with contents gauge
Jabsco Automatic water pump

H&C supply to sink and drainer unit in galley, and to shower room

GAS SYSTEM

2 x 13kg propane gas cylinders

Manual changeover with two pigtails

ALARMS

1 smoke & 1 carbon monoxide alarm

COOKER & FRIDGE

Vanette 4000/2 6.6kW hob, with 4 burners & glass lid
• Vanette GG2200 1.8kW eye-level combination grill & oven • Both with flame failure protection and spark ignition

4cu ft 12V Fridgemaster fridge

STORAGE

| | Drawers | Cupboards | Shelves |
|-------------|---------|-----------|---------|
| Bedroom | - | 1* | 7 |
| Shower room | - | 2 | 1 |
| Saloon | - | - | 9 |
| Dinette | - | - | 3 |
| Galley | 3 | 7** | 4*** |

* Incl wardrobe, ** Incl airing cupboard containing small panel radiator *** Incl wine rack

Also storage available beneath dinette bench & table, bow locker, beneath double bed, the fore cabin steps & a hidden false-bottom compartment beneath bedroom shelves

SEATING & EATING

Freestanding 4 seater sofa bed in saloon

2 freestanding folding high chairs

One freestanding red footstool

Eating at fixed table on raised Pullman dinette (to give a better view out whilst eating)

FURNISHINGS

Dinette upholstery is light green piped

Curtains are cream, lined & hung on brass rods with brass retainers

Floor is fitted with hard-wearing Karndean strip vinyl in the galley • Green carpet in the dinette, saloon & corridor • Beige carpet in the bedroom • Wood effect laminate in the shower room

BEHIND THE LININGS

Ballast: The underfloor space (reportedly) contains blue engineering bricks • Condition of this space can be checked through inspection hatches at the fore & aft ends of the cabin floor

Insulation: The cabin is insulated by sprayed pu foam behind all linings (except under the floor) • Sprayed pu foam is widely recognised as the most thermally efficient form of insulation available for narrowboats. It is the only type that also acts as a vapour barrier

FITTING-OUT

Fitted out in an attractive oak. The reverse layout allowing for a bright and social galley with plenty of available cupboard and worktops.

Linings: Hull, cabin sides & headlining (ceiling) lined in oak faced ply with routed oak framing

Galley & shower room furniture is based on ready-made units
• Doors are flat panel oak • Galley & shower room worktops are in laminate with tiled splashbacks • Other furniture is custom built oak with flat panel oak doors.

FINISHES

Hull: Lower hull sides coated with 2-pack epoxy blacking • Hull sides above top rubbing strake finished in green enamel

Superstructure: Cabin sides, roof & handrails are painted green • Cream coachlines • Aft name panel & guard around the stern finished in red

Traditional decoration: Traditionally signwritten aft name panel



DIMENSIONS

Overall length: 53ft 2in

Foredeck: 4ft 4in

Well deck: 3ft 2in

Overall cabin length: 38ft 4in

consisting of

Bedroom: 9ft 3in

Shower room: 5ft 7in

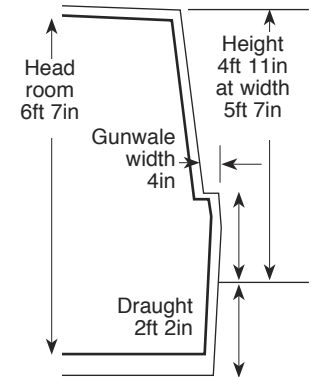
Saloon: 10ft 5in

Dinette: 4ft 0in

Galley: 9ft 1in

Cruiser deck: 7ft 4in

Max air draught 6ft 4in



This brochure & specification design is the property of and

©2014 ABNB LTD

Ref: 0618/G

YOUR BOAT

INVENTORY

On-deck items include: Tunnel & navigation lights, horn • Fenders: Bow single button, aft double button and side fenders • Pole, plank & boat hook on integral rack

A cabin inventory list will be available when viewing.

CERTIFICATION

BSS Certificate issued by Stephen Williams expires: 29/11/2017.

A Declaration of Conformity to the EU Recreational Craft Directive was issued by D. W. Hurst on 10/02/10.

MAINTENANCE HISTORY

Engine: Serviced every 200 hours by owner, with additional maintenance by River & Canal Rescue. Full record of maintenance available since new.

Running hours recorded at ABNB visit: 1,211.

Hull: The boat was last blacked September 2010 with two-pack epoxy blacking. It is fitted with 4 magnesium sacrificial anodes.


OWNERSHIP HISTORY

One private owner from new. Selling to fund another new build boat.

LOCATION

ABNB at Crick - 1 mile from M1 J18. Please phone before visiting to ensure this boat is still available.

Viewing is strictly by arrangement through ABNB.



PLEASE NOTE: This is sales information and not a survey report; providing content details only. The specification in these pages is based on ABNB's visit to the boat and on information given by the owner. This is to help you decide whether to investigate the boat further, be it by surveyor or otherwise. The information here is given in good faith but no description, statement, promise of work to be done, or suggestion for future use, constitutes an offer.